

PLATINUM

SERIES

CREST UNIVERSAL

Remote control



INSTRUCTION MANUAL

Table of contents

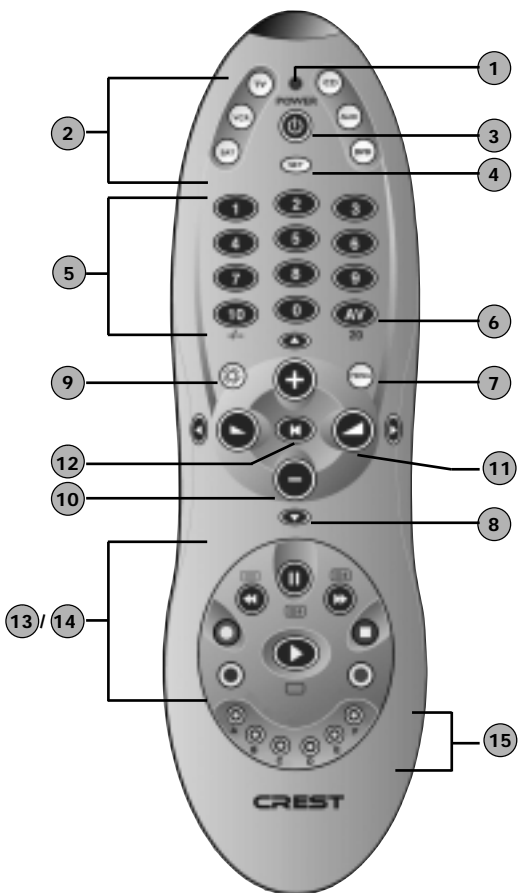
Picture of the CREST universal remote control	3
Installing the batteries.....	4
Features and Functions.....	4
Set Up:	
Setting up your devices	6
The Light Key.....	7
The Search Method	7
Blink out the Current Code.....	8
Quick Code Reference.....	8
Changing a Device Key.....	9
Resetting a Device key.....	9
Volume Punch Through.....	10
Colour & Brightness	11
Auto Scan.....	11
Device Sleptimer.....	12
CREST Sleptimer.....	13
The Learning Feature.....	14
Trouble-Shooting.....	16
Customer Service.....	16
Set Up Codes:	
Televisions	17
Video Recorders	25
Satellite Receivers	27
Cable Converters	30
CD/Mini Disc Players	30
Phono	31
Miscellaneous Audio	31
Home Automation	31
Amplifiers	31
Amp/Tuners	31
Cassette Players	31
Laser Disc (LD) Players	31
Digital Audio Tape (DAT) Players	31
DVD Players	31

About your CREST universal remote control

By choosing the CREST universal remote control you have opted for easy use. Made of the strictest quality, it will provide long-term satisfaction. Please read these enclosed instructions carefully before putting your CREST universal remote control to use.

Your CREST universal remote control manual is divided into two parts: Set Up Instructions and Device Codes. You will need your manual to set up your new CREST universal remote control so please be sure to keep it.

Your CREST universal remote control is designed to let you use one remote to operate your Video and Audio equipment; any device designed to be operated by an infrared signal. You can choose any combination of six devices you would like to operate. The key benefit of this product is that it's equipped with the "learning feature", which means that you can copy almost any function from your original (working) remote control onto your new CREST universal remote control. Your CREST universal remote control needs 4 new AAA/LR3 batteries.



Installing the Batteries

Your CREST universal remote control needs four new AAA/LR3 alkaline batteries.

- 1 Remove the battery cover from the back of your CREST universal remote control.
- 2 Match the batteries to the (+) and (-) marks inside the battery case, then insert the batteries.
- 3 Press the battery cover back into place.

Features and Functions

Picture of the CREST universal remote control on page 3.

- 1 **LED**
The LED (Light Emitting Diode) flashes red to show the remote is working.
- 2 **Device keys**
The TV, VCR, SAT, CD, AUD and DVD keys select the device to be controlled. For example pressing the TV key allows the remote to control the functions of your Television, after pressing VCR you can operate your Video Recorder, the SAT key operates your Satellite Receiver or Cable Converter etc.
- 3 **Power key**
The Power key controls the same function as on your original remote.
- 4 **SET key**
The SET key is used to set up your CREST universal remote control and to access special functions.
- 5 **Number keys**
The number keys (0-9, 10, 20 (AV)) provide functions just like your original remote. If your original remote uses one/two digit input switching (-/-- symbol), this function can be obtained by pressing the -/-- key. If your original remote has a 20 key, this function can be found under the AV key.
- 6 **AV key**
The AV key operates the same function as it did on your original remote control. Also, if your original remote required that you press an "EXIT" key during Menu operation, the AV key can be used for this function. In VCR mode it obtains the TV/VCR function.
- 7 **Menu Key**
The Menu key controls the same function as it did on your original remote. If available on your original remote control, this key will also allow you to access the Surround Sound mode of your device.
- 8 **Directional Keys**
If available on your original remote, these keys will allow you to navigate through the menu and the Surround Sound mode of your device.

9

Light Key

The Light key allows you to illuminate the entire CREST universal remote control keypad. See page 7 for more details.

10

Programme (+/-) keys

The Programme (+/-) keys operate just as those on your original remote.

11

Volume (+/-) keys

The Volume (+/-) keys operate just as those on your original remote.

12

Mute key

The Mute key operates the same function as it did on your original remote. Also, if your original remote control required that you press an "OK" or "ENTER" key during Menu operation, the Mute key can be used for this function.

13

Video Recorder Keys

After pressing the VCR key, the Video Recorder keys operate the functions of your Video Recorder. To prevent accidental recording, the Record key must be pressed **twice** to start recording.

14

Teletext Keys

After pressing the TV key, these keys are used to operate the main Teletext functions. Of course, your Television must have Teletext capability.

When accessing the text mode, the colour keys marked red, green, yellow and blue, allow you to access the Fasttext functions of your Television. If on your original remote control these keys are used for Menu navigation, the CREST universal remote control Fasttext keys may operate the same.

For a more detailed explanation of Teletext and Fasttext, please refer to the manual of your Television. Remember, different televisions control Teletext and Fasttext functions in different ways. Not all of the Teletext functions may be available on your particular model.

TEXT ON: Puts the television in the Teletext mode.

TEXT OFF: Switches the television back to regular viewing mode. On some televisions, this may be done by pressing the TEXT ON key several times.

HOLD/STOP: Stops changing pages.

EXPAND: Shows the top half of the Teletext page in larger letters. By pressing again, you can see the bottom half of the Teletext page enlarged. To return to regular Teletext viewing, press the EXPAND key again, or press the TEXT ON key, depending on your television.

15


Custom keys (A – F)

The custom keys are spare keys which give you the possibility to customize the CREST universal remote control according to your original remote control using the "Learning feature" (see page 14).

Setting up your devices

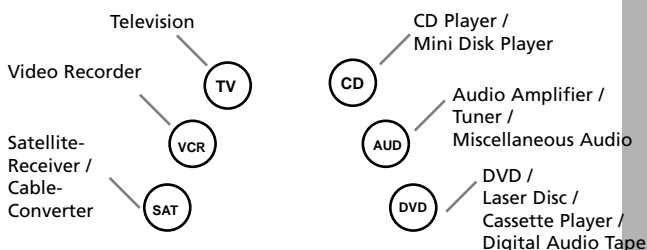
Example: to set up the CREST universal remote control for your Television:

- 1 Find your device code in the code section (page 17 – 33). Codes are listed by brand name. The most popular code is listed first. Make sure your television is switched on (not on standby).
- 2 Press and release the **TV** key on your CREST universal remote control.
- 3 **Press and hold down the SET** key until the red light blinks twice (the red light will blink once and then twice).
- 4 Enter your **four-digit code** using the number keys. The red light will blink twice.
- 5 Now, aim your CREST universal remote control at your television and press **POWER**. If your television switches off, your CREST universal remote control should be ready to control your television.



- If your device does not respond, follow steps 1 through 5 with each code listed for your brand. If none of the codes listed for your brand operate your device, then try the Search Method described on page 7, even if your brand is not listed at all.
- Some codes are quite similar. If your device does not respond or is not functioning properly with one of the codes, try another code listed under your brand.
- If the original remote control from your Video Recorder did not have a Power key, press PLAY instead of POWER during step 5.
- To set up your other devices, follow the same instructions above, only press the appropriate device key during step 2.
- Remember to press the correct device key before operating your device. Only one device (CD, amplifier, cassette etc.) can be assigned to a device key. If your original remote operates more than one device (for example; a receiver, CD player and cassette player in one remote), you need to set up each device separately.
- Write your code in the boxes provided in the battery compartment and on page 8, for quick, easy reference.

Devices can be found under the following keys:



To set up a second TV, VCR, SAT, CD, AUD or DVD see page 9.

The Light key

The CREST universal remote control allows you to illuminate the entire keypad with the press of a key. This backlit feature can be switched on or off with the Light key on your CREST universal remote control keypad.

If the backlit feature is switched on, every time a key is pressed, the keypad will automatically light up for about 10 seconds.

To preserve battery life, turn off the Light feature when not needed.

The Search Method

If your device does not respond to the CREST universal remote control after you have tried all the codes listed for your brand, try the Search Method. The Search Method may also work if your brand is not listed at all.

Example: to search for your Television Code:

1 Switch your Television on (not on standby).

2 Press the TV key.




3 Press and hold down the SET key until the red light blinks twice.



4 Press 9 9 1, the red light will blink twice.



5 Next press the POWER key.



6 Point the CREST universal remote control at your Television. Now press CH+ over and over, until your Television turns off (every time you press the CH+ key the CREST universal remote control will send out a POWER signal from the next code contained in the memory).



You may have to press CH+ many times (up to 150 times) so please be patient. Remember to keep pointing the CREST universal remote control at your Television while pressing this key. (If you skip past a code, you can go to the previous code(s) by pressing the CH - key.)

7 When your Television switches off, press the SET key to store the Code. The red light will blink twice. Now your CREST universal remote control should be ready to control your television.



- If you cannot control your Television properly, please continue the Search Method, you may be using the wrong Code.
- To search for your other devices, follow the same instructions above, only press the appropriate device key during step 2.
- If your Video's original remote control does not have a POWER key, press PLAY instead of POWER when searching for your Code during step 5.

Blink out the Current Code

If you have set up your CREST universal remote control via the Search Method, you can blink back your code for future reference.

Example: To blink out your television code:

1 Press the **TV** key on your CREST universal remote control.



2 **Press and hold down the SET** key until the red light blinks twice.



3 Press **9 9 0**, the red light will blink twice.



4 For the first digit of your four-digit code, press **1** and count the all red blinks. If there are no blinks, the digit is "0".



5 For the second digit, press **2** and count all the red blinks.



6 For the third digit, press **3** and count all the red blinks.



7 For the fourth digit, press **4** and count all the red blinks.



- To blink back the code for your other devices follow the instructions above, only press the appropriate device key during step 1.

Quick Code Reference

Write down the codes for your devices in the boxes below and in the battery compartment for quick and easy reference.

Device type

Code

1.

<input type="text"/>	<input type="text"/>	<input type="text"/>	<input type="text"/>
----------------------	----------------------	----------------------	----------------------

2.

<input type="text"/>	<input type="text"/>	<input type="text"/>	<input type="text"/>
----------------------	----------------------	----------------------	----------------------

3.

<input type="text"/>	<input type="text"/>	<input type="text"/>	<input type="text"/>
----------------------	----------------------	----------------------	----------------------

4.

<input type="text"/>	<input type="text"/>	<input type="text"/>	<input type="text"/>
----------------------	----------------------	----------------------	----------------------

5.

<input type="text"/>	<input type="text"/>	<input type="text"/>	<input type="text"/>
----------------------	----------------------	----------------------	----------------------

6.

<input type="text"/>	<input type="text"/>	<input type="text"/>	<input type="text"/>
----------------------	----------------------	----------------------	----------------------

Changing a Device key

It is possible to change any device key.

Example 1:

To program a second television on the VCR key you need to change the VCR key into a TV key:

1 SET (*) → 9 9 2 → TV → VCR (**)

The VCR key has now become a second TV key.

2 Now enter the Set Up code for your second TV by pressing:

VCR → SET (*) → (TV Code) (**)

Example 2:

To program a second television on the DVD key you need to change the DVD key into a TV key:

1 SET (*) → 9 9 2 → TV → DVD (**)

The DVD key has now become a second TV key.

2 Now enter the Set Up code for your **second TV** by pressing:

DVD → SET (*) → (TV Code) (**)

Example:

To program a second DVD player on the SAT key you need to change the SAT key into a DVD key:

1 SET (*) → 9 9 2 → DVD → SAT (**)

The SAT key has now become a second DVD key.

2 Now enter the Set Up code for your **second DVD Player** by pressing:

SAT → SET (*) → (DVD Code) (**)

Resetting a Device Key

Example 1: To reset the VCR key to its original mode, press:

SET (*) → 9 9 2 → VCR → VCR (**)

Example 2: To reset the SAT key to its original mode, press:

SET (*) → 9 9 2 → SAT → SAT (**)

(*) Hold down the SET key until the red light blinks twice (the red light will blink once then twice).

(**) The red light blinks twice.

Volume Punch Through

This feature allows you to adjust the volume in a certain mode (e.g. TV mode) while being in a different mode.

Last key pressed: You can control:

VCR	TV volume up and down, mute
SAT	TV volume up and down, mute
DVD	TV volume up and down, mute

Example: To punch through to TV volume, being in any other mode (VCR, SAT/CBL or DVD mode):

- 1 **Press and hold down the SET** key until the red light blinks twice (the red light will light up once then twice).
- 2 Press **9 9 3**.
- 3 Then press the **TV** key and the red light will blink twice.

Result: being in any (e.g. DVD) mode, you will be able to control VOL+/- or MUTE functions of your TV.

To cancel the "Volume Punch Through" per mode:

(Example: to cancel the "Volume Punch Through" for the VCR mode)

- 1 Press **VCR** once.
- 2 **Press and hold down the SET** key until the red light blinks twice (the red light will light up once then twice).
- 3 Press **9 9 3**.
- 4 Then press the **VOL (-)** key and the red light will blink four times.

Result: being in VCR mode, you will be able to control VOL+/- or MUTE functions of your VCR (provided it has volume control).

To cancel the "Volume Punch Through" for all modes:

- 1 **Press and hold down the SET** key until the red light blinks twice (the red light will light up once then twice).
- 2 Press **9 9 3**.
- 3 Then press the **VOL (+)** key and the red light will blink four times.

- In all modes the VOL+, VOL- and MUTE keys will now operate the original functions again.

Colour & Brightness

Depending on the functions of your original remote control, the CREST universal remote control can operate the colour and brightness settings of your Television.

To adjust the colour:

Press the **SET** key followed by **Volume +** (for colour +)
or **Volume -** (for colour -).

To adjust the brightness:

Press the **SET** key followed by **Channel +** (for brightness +)
or **Channel -** (for brightness -).

Auto Scan

Your CREST universal remote control comes with a special Auto Scan function which lets you “scan” through every programme available on your device. For example, to scan the programmes on your TV:

- 1 Aim the CREST universal remote control at your TV. Press the **TV** key. Press and release **SET** then press the **MUTE** key.

The CREST universal remote control will send the command to advance through all the programmes available on your Television stopping at each programme for about three seconds. Remember, you must aim the CREST universal remote control at your device the entire time you are using Auto Scan.

- 2 When you find a programme you would like to watch, simply press **any key** on the CREST universal remote control key pad to stop the Auto Scan feature.

- *Auto Scan may not work with devices that did not have programme (+/-) keys on the original remote control.*

Device Sleptimer

If your TV or Satellite has a "Sleptimer" function built in, you can access this function with your CREST universal remote control remote. To do so:

- 1 Make sure your TV (or Satellite) is switched on.
- 2 Press the device key (**TV or SAT**).
- 3 Point the CREST universal remote control at your TV (or Satellite) and press and release the **SET** key then press **POWER**. You should see the Sleptimer activate on your TV screen. To increase the timer, simply press **POWER** again (within 5 seconds) until the timer gets to the desired time.

-
- To deactivate the Sleptimer, repeat steps 1-3 above. During step 3, continue pressing Power (within 5 seconds) until the timer indicates zero minutes.
 - Depending on how you used sleptimer on the original remote, you might need to access sleptimer in a different way (through menu for example).
-

CREST universal remote control

Sleeptimer

If your device does not have a sleeptimer function built in, you can install the CREST universal remote control Sleeptimer function. To do so:

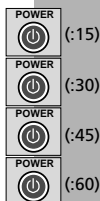
- 1 Press the device key (**TV, SAT, CD or AUD**).
- 2 Then, press and hold the **SET** key until the red light blinks twice.
- 3 Press **9 7 0**. The red light will blink twice again.

- It is only necessary to follow steps 1, 2 and 3 once. For subsequent use of the "CREST universal remote control sleeptimer", simply follow steps 4, 5, 6 and 7.
- To switch the CREST universal remote control back to "Device Sleeptimer", repeat steps 1, 2 and 3. The red light will blink 4 times.

Setting the CREST universal remote control Sleeptimer:

It is possible to set the timer for 15, 30, 45 or 60 minutes.

- 4 Make sure that your device is switched on.
- 5 Press the device key (**TV, SAT, CD or AUD**).
- 6 Now, press and release the **SET** key, then press **POWER**. The red light will blink once, which indicates the timer is set for 15 minutes. To increase the timer, simply press **POWER** again (this must be done within 5 seconds). The red light will blink twice indicating the timer is set for 30 minutes (2 x 15). You can press **POWER** to a maximum of four times which will set the timer to 60 minutes.
- 7 Once you have set the timer to the desired time, set your CREST universal remote control down, pointing it at your device. When the programmed amount of time has elapsed, the CREST universal remote control will send the command for **POWER**, hence turning off your device.



-
- The red light will blink every 15 seconds indicating that the remote is in sleeptimer mode.
 - To deactivate the Sleeptimer, simply press any key on the CREST universal remote control.
 - Remember, when using the "CREST universal remote control Sleeptimer", you must set the remote so it is pointing at your device.
 - The sleeptimer can only be set for only one device at a time.
-

The Learning Feature

After you have set up the CREST universal remote control for your device, you may find that there are one or more keys that you had on the original remote control, which do not have a place on the CREST universal remote control keypad.

The custom keys have been specially provided for this feature. By using these keys, you will not have to sacrifice an existing function on the CREST universal remote control keypad. If you need to learn more than six functions per mode (max. approximately 25 functions), you need to place the learned function on another key (see "Shifted Learning" on the next page).


Before you start:

- Make sure your original remote is working correctly.
- Make sure neither your CREST universal remote control, nor your original remote control is pointing at your device.

Example: To copy the "mono/stereo" function from your original TV remote control onto the A-key of your CREST universal remote control.

- 1 **Place the CREST universal remote control and your original remote control on a flat surface. Make sure the ends which you normally point at your device are facing each other. Keep the remotes at a distance of 2 to 5 cm.**
- 2 **Press and hold the SET key** until the red light blinks twice. The red light will blink once then twice.
- 3 **Press 9 7 5** (the red light blinks twice).
- 4 **Press the device key on the CREST universal remote control remote** to select the mode to which you want to copy the learned function (**Example: TV key**).
- 5 **Press the key on the CREST universal remote control remote** where you want to place the learned function (**Example: A key**). The red light will flash rapidly.
- 6 **Press and hold the key (on your original remote control)** that you want to copy until the red light blinks twice (**Example: mono/stereo key**).
- 7 If you want to copy other functions within the same mode, simply repeat steps 5 and 6 pressing the next key you want to copy by learning.
- 8 To exit the learning mode, **press and hold the SET key** until the red light blinks twice.

- Learning is mode specific. To access your learned function, press the appropriate device key first.



Shifted Learning:

To install a Shifted learning function, simply follow steps 1 – 8 on the previous page, only press the SET key before step 5.

To access the shifted function, press the SET key and then the key you have learned on.

To delete a learned function:

- 1 Press and hold the **SET** key until the red light blinks twice. The red light will blink once then twice.
- 2 Press **9 7 6** (the red light blinks twice).
- 3 Press the **device key** in which the function will be deleted.
- 4 Press **twice on the learned key** which will be deleted. (*)
- 5 If there is another key that you want to delete, repeat steps 1 – 4.
- 6 The original functions of the CREST universal remote control will now be present.

(*) To delete a Shifted Learned function, press the SET key once before you press the learned key to be deleted.

To delete all learned functions across all modes:

- 1 Press and hold the **SET** key until the red light blinks twice. The red light will blink once then twice.
- 2 Press **9 8 0** (the red light will blink four times).

-
- During steps 2 – 7 (page 12), you have approximately 10 seconds to conduct each step. If there is a gap of more than 10 seconds between two steps, you will have to start again from step number 2.
 - If you learn a function on another key besides the "A - F keys", the original CREST universal remote control feature automatically becomes shifted. Press the SET key then the key to access it (this excludes the POWER, Mute, Channel and Volume keys).
 - The learning feature is mode specific. Therefore you can place one learned function per mode on the same key.
 - If a Shifted Learned function is placed on the Mute, Channel and Volume keys then the "Auto Scan" and "Colour & Brightness" features will be sacrificed.
 - The CREST universal remote control can learn approximately 25 functions.
 - You can replace a learned function by placing another learned function on top.
 - Learning should not be done in direct sunlight or under incandescent lights.
 - Make sure you are using new batteries before following the instructions above.
 - Upon changing the batteries, your learned functions will be retained.
-

Televisions

A.R.					
Systems	0060	0579			
Accent	0060	0579			
Accuphase	0579	1932			
Acec	0035				
Adcom	0648				
Admiral	0116	0441	0110	0186	
	0287				
Adyson	0240	0239			
AEA	0060	0579			
Agashi	0239	0287	0240		
AGB	0539				
Agef	0110				
Aiko	0032	0060	0579	0239	
	0394	0058	0456	0095	
	0384	0214	0287	0240	
Aim	0060	0095	0435	0579	
Aiwa	0724				
Akai	0384	0231	0394	0060	
	0456	0214	0058	0032	
	0095	0241	0737	0186	
	0539	0738	0579	0571	
	0604	0503	0240	0654	
	0239	0287	0201	0400	
	0629	1060			
Akiba	0241	0305	0478	0060	
	0579				
Akito	0060	0579			
Akura	0060	0579	0691	0435	
	0516	0032	0241	0305	
	0287				
Alaron	0239				
Alba	0032	0441	0393	0394	
	0691	0060	0579	1060	
	0378	0241	0239	0270	
	0186	0510	0604	0059	
	0602	0737			
Alkos	0058				
Allorgan	0229	0240			
Allstar	0060	0579			
Amplivision	0240	0393	0343		
Amstrad	0032	0539	0287	0377	
	0394	0241	0060	0579	
	0456	0435	1060	0671	
	0604				
Anam	0060	0579	0032		
Anam					
National	0060	0579	0673		
Anglo	0032	0287			
Anitech	0032	0287	0060	0579	
	0305	0125			
Ansonic	0393	0060	0579	0032	
	0691	0397	0186	0315	
	0125	0434	0282	0270	
	0035	0451			
Apollo	0496				
Arc en Ciel	0524	0132			
Arcam	0239	0240			
Ardem	0509	0737	0060	0579	
Aristona	0579	0060	0035		
Arthur					
Martin	0186				
ASA	0128	0369	0093	0110	
Asberg	0060	0579	0125		
Asora	0032				
Astra	0060	0579			
Asuka	0241	0240	0239	0287	
	0305				
Atlantic	0060	0579	0239	0229	
	0343	0282			
Atori	0032				
Auchan	0186				
Audiosonic	0032	0060	0397	0579	
	0132	0737	0738	0240	
	0393	0360	0287	0241	
	0509	0451			
Audioton	0240	0509	0393	0287	
	0451				
Autovox	0110	0229	0372	0240	
	0270				
AWA	0034	0059	0032	0180	
	0397	0435	0060	0579	
	0239	0629	0240	0131	
	0287				
Axxent	0032				
Axxon	0737				
Baird	0132	0216	0366	0095	
	0096	0240	0231		
Bang & Olufsen	0588	0110			
Barco	0186				
Basic Line	0397	0060	0186	0691	
	0579	0032	0241	0305	
	0240	0478			
Bastide	0240				
Baur	0218	0535	0060	0579	
	0214	0384	0372	1528	
Bazin	0240				
Beaumarck	0201				
Beko	0509	0058	0451	0737	
	0393	0060	0579	0629	
	0738				
Beon	0060	0579	0441		
Berthen	0691				
Best	0360	0393			
Bestar	0060	0579	0393	0397	
Bestar-					
Daewoo	0397				
Binatone	0240				
Black					
Diamond	1060	0579			
Black					
Panther	0125				
Black Star	0270				
Black Strip	0058				
Blacktron	0305				
Blackway	0305	0241			
Blaupunkt	0214	0218	0478	0193	
Blue Sky	0060	0737	1060	0510	
	0691	0738	1932	0579	
	0241	0305	0478		
Blue Star	0305				
Bondstec	0270				
Boots	0240	0032			
Bosch	0343				
BPL	0060	0579	0305		
Brandt	0648	0524	0132	0310	
	0358	0494	0366		
Brandt					
Electronique	0310	0358	0524		
Brinkmann	0060	0579	0691	0542	
	0441	0509			
Brionvega	0060	0579	0110		
Britannia	0239	0240			
Brother	0287				

Bruns	0110	0451		
BSR	0186	0384		
BTC	0241			
Bush	0691	0241	0186	0372
	0032	0059	0060	0394
	0305	0378	0397	0542
	0287	0384	1060	0510
	0231	0240	0721	0604
	0579	0737		
Canton	0241			
Capsonic	0287			
Carad	0633	0060	0579	0691
Carena	0478	0060	0579	
Carrefour	0059	0093	0060	0579
Carver	0193			
Cascade	0032	0060	0579	
Casio	0060	0579	0186	0372
Cathay	0060	0579		
CCE	0060	0579	0240	
Celestial	0842	0843	0844	
Centrum	1060			
Centurion	0060	0579		
Century	0110	0270	0261	
CGE	0441	0270	0393	0186
Cimline	0032	0241		
City	0032			
Clarivox	0441	0060	0579	0093
	0125			
Clatronic	0060	0393	0394	0737
	0241	0287	0579	0240
	0270	0032	0125	0343
	0602	0671		
Clayton	1060			
CMS	0239			
CMS				
hightec	0240			
Concorde	0032			
Condor	0343	0060	0579	0393
	0239	0032	0305	0125
	0270	0441	0434	0186
	0287			
Conrad	0060	0579		
Contec	0239	0032	0180	0034
	0059	0287	0060	0579
Continental				
Edison	0524	0132	0310	0510
Cosmel	0032	0360	0060	0579
Crosley	0110	0270	0186	
Crown	0032	0393	0509	0060
	0579	0510	0737	0629
	0738	0441	0602	0231
	0362			
CS				
Electronics	0239	0241	0270	
CTC	0270			
Curtis				
Mathes	0116	0189		
Cybertron	0241			
D-Vision	0060	0579		
Daewoo	0657	0397	1932	0522
	0060	0579	0032	0239
	0241	0240	1160	
Dainichi	0241	0239		
Dansai	0060	0579	0287	0058
	0239	0032	0059	0240
Dansette	0435			
Dantax	0393	0509	0737	0629
	0738			
Datsura	0231			
Dawa	0060	0579		
Daytron	0032	0397	0060	0579
de Graaf	0231	0067	0186	0571
Decca	0095	0539	0060	0579
	0240	1160		
Deitron	0060	0579	0397	0241
Denko	0287			
Denver	0060	0579	0629	
DER	0216			
Desmet	0343	0060	0579	0032
	0110			
Diamant	0060	0579		
Diamond	0287	0721	0719	
Digatron	0060	0579		
Digiline	0060	0579		
Digitor	0060	0579		
Digivision	0384			
DiK	0060	0579		
Dixi	0032	0060	0579	0270
	0240	0110		
Domeos	0691			
Doric	0372			
DTS	0032			
Dual	0372	0240	0366	0542
	0060	0579	0282	0186
Dumont	0110	0125	0240	0093
	0095			
Dunai	0186			
Dux	0060	0579	0035	
Dynatron	0060	0579	0035	
E-Elite	0241			
Edison-				
Minerva	0510			
Elbe	0458	0261	0282	0315
	0393	0186	0060	0579
	0241	0214	0434	0633
	0240	0539	0384	
Elbe-Sharp	0539			
Elcitr	0110	0270	0539	0125
	0186			
Elekta	0032	0060	0579	0287
	0305			
ELG	0060	0579		
Elin	0239	0060	0579	0128
	0571	0384	0372	0186
	0032			
Elite	0241	0060	0579	0343
Elman	0125			
Elta	0032	0287	0239	
Emco	0270			
Emerson	0201	0110	0270	0060
	0579	0394	0093	0305
	0343	0384	1932	0509
	0393	0186		
Emperor	0305			
Enzer	0719			
Erres	0060	0579	0035	
ESC	0060	0579	0240	
Estèle	0186			
Etron	0060	0579	0032	0186
Eurofeel	0287	0240		
Euroman	0239	0287	0060	0579
	0240	0393		
Europa	0060	0579		
Europhon	0060	0539	0125	0186
	0240	0579	0270	0239
Excel	0060	0579		
Expert	0229	0282	0186	
Exquisit	0060	0579	0270	

Fagor	0060	0579		
Family Life	0060	0579		
Fenner	0397	0032		
Ferguson	0096	0648	0310	0358
	0261	0216	0132	0583
	0060	0579	0058	0366
	0131	0384	0494	
Fidelity	0186	0535	0060	0579
	0394	0435	0216	0239
	0287			
Filsai	0240			
Finlandia	0231	0369	0571	0384
	0186	0095	0310	0366
	0068			
Finlux	0128	0060	0579	0737
	0369	0240	0095	0186
	0539	0738	0093	0110
	0125	0434	0654	0515
	0503	0496	0441	0629
Firstline	0060	0579	0397	0691
	0737	0186	0032	0239
	0270	1932	0125	0240
	0434	0372	0261	0095
	0231	0384	1060	
Fisher	0240	0059	0231	0393
	0578	0068	0110	0180
	0384	0186	0372	0095
Flint	0060	0579	0633	0095
	0241	0478	0287	
FNR	0125			
Forgestone	0216			
Formenti	0186	0060	0579	0509
	0239	0110	0343	
Formenti-				
Phoenix	0239	0343		
Fortress	0116	0110		
Fraba	0060	0579	0393	
Friac	0032	0060	0579	0125
	0393	0522	0678	
Frontech	0270	0287	0372	0240
	0032	0186		
Fujitsu	0229	0095	0125	0240
	0186	0032	0706	0060
	0579	0384	0282	
Fujitsu				
General	0032	0240	0229	0186
Funai	0691	0287	0435	
Future	0060	0579		
Galaxi	0125	0060	0579	0384
	0186			
Galaxis	0393	0441	0060	0125
	0579			
Galeria	0032			
GBC	0186	0032	0397	0241
GE	0366	0201	0305	0583
	0310	0132	0358	
Geant				
Casino	0186			
GEC	0186	0384	0372	0060
	0539	0579	0095	0240
Geloso	0270	0032	0186	0397
General	0132	0310	0494	
General				
Electric	0366	0310		
General				
Technic	0032			
Genesis	0032			
Genexxa	0241	0060	0579	0435
	0516	0186	0032	
Giant	0240			
Goldfunk	0691			
Goldhand	0239			
Goldline	0360			
GoldStar	0060	0032	0393	0400
	0240	0201	0270	0239
	0579	0186	0384	0132
	0629	0067		
Gooding	0510			
Goodmans	0657	0397	0060	0522
	0579	1060	0691	1932
	0059	0287	0095	0539
	0032	0510	0394	0366
	0058	0503	0583	0240
	0358	0241		
Gorenje	0393			
GPM	0241			
Gradiente	0193	0060	0579	
Graetz	0384	0394	0186	0060
	0362	0579		
Gran Prix	0671			
Granada	0060	0579	0249	0379
	0035	0068	0095	0131
	0231	0240	0059	0362
	0539	0496	0358	0583
	0186	0248	0366	0571
Grandin	0060	0579	0032	0186
	0633	0737	0738	0691
	0397	0343	0305	0241
	0478	0602		
Gronic	0125	0240	0186	
Grundig	0218	0214	0510	0093
	0060	0579	0610	0032
	0059	0466	0393	
Haier	0721	0287		
Halifax	0287	0239	0240	
Hampton	0239	0240		
Hanimex	0241			
Hanseatic	0060	0579	0522	0542
	0372	0186	0384	0315
	0305	0343	0657	0451
	0393	0032	0240	0110
	0400			
Hantarex	0032	0060	0579	0125
	0539			
Hantor	0060	0579		
Harwood	0032	0435	0060	0579
Hauppauge	0060	0579		
HCM	0032	0435	0060	0579
	0240	0241	0441	0305
	0287			
Hedzon	0579	0060		
Hema	0240	0032		
Hemmer-				
mann	0372			
Hifivox	0524	0132		
Higashi	0239			
Highline	0287	0060	0579	
Hikona	0241			
Hinari	0231	0060	0579	0032
	0241	0059	0186	0378
	0466	0510	0287	
Hisawa	0305	0241	0478	0633
Hit	0110			

Hitachi	0248 1248 0372 0059	ITT Nokia	0384 0571 0186 0496
	0379 0067 0131 0496		0503 0372 0369 0231
	0186 0366 0601 0240		0362 0629 0633 0654
	0217 0539 0095 0522	ITV	0287 0060 0579 0270
	0060 0579 0132 0571		0397
	0742 0657 0767 0201	Jean	0059
	1160 0128 0515 0384	JEC	0058
	0535 0503 1068	JMB	0060 0522 0657 0397
Hitachi			0579 0466
Fujian	0131 0248	Jocel	0735
Hitsu	0032 0478 0241 0633	Jubilee	0579
HMV	0110	JVC	0676 0059 0216 0394
Home			0241 0629 0441
Electronics	0629	Kaisui	0241 0305 0060 0579
Hornophone	0060 0579 0035		0239 0478 0240 0032
Hoshai	0241 0478	Kamp	0239
Huanyu	0397 0239	Kapsch	0186 0384 0229 0282
Hygashi	0240 0239	Karcher	0060 0579 0393 0633
Hyper	0032 0239 0240 0270		0186 0305 0125 0287
Hypersonic	0384	Kathrein	0579 0060
Hypson	0060 0579 0737 0738	Kawa	0394
	0287 0240 0305 0478	Kawasho	0239
	0261	KB	
Hyundai	0060 0579	Aristocrat	0186
Iberia	0060 0579	Kendo	0633 0060 0579 0186
ICE	0287 0060 0394 0032		0542 0535 0393 0400
	0579 0241 0240 0239		0451 0434 0125 0270
Ices	0241 0239	Kennedy	0186 0229 0458
Icos	0035	Kenwood	0128
Ict	0060 1160 0579	Kingsley	0239
Imperial	0060 0186 0393 0579	Kiton	0579 0060
	0434 0384 0372 0441	Kneissel	0060 0393 0633 0434
	0270		0397 0522 0579 0458
Indiana	0060 0579		0282 0315 0261
Ingelen	0510 0633 0737 0186	Kolster	0060 0579 0125 0372
	0384	Konka	0060 0579 0394 0737
Ingersoll	0032		0441 0241 0748 0749
Inno Hit	0032 0095 0060 0579		0664
	0241 0240 0539 0270	Kontakt	0510
	0125 0305	Korpel	0060 0579
Innovation	0542 0060 0579	Korting	0110 0393 0343
Interactive	0060 0579 0035 0110	Kosmos	0060 0579
	0535 0186 0384 0393	Kotron	0435 0287
	0524 0132	Koyoda	0032
Interbuy	0032 0060 0287 0270	Kraking	0261
	0535 0579	Kriesler	0035
Interfunk	0060 0579 0035 0110	KTV	0240
	0535 0186 0384 0393	Kuba	0372 0186
	0524 0132 0372 0270	Kuba	
Internal	0060 0579 0522 0397	Electronic	0372 0186
	1932	Kyoshu	0435 0441 0287
International	0239	Kyoto	0186 0239 0240
Intervision	0305 0240 0478 0060	LaSAT	0509 0393
	0394 0400 0542 0509	Leader	0032
	0393 0510 0241 0125	Lecson	0060 0579
	0186 0287 0270 0032	Lemair	0434
	0579	Lenco	0060 0032 0186 0397
Irradio	0032 0060 0579 0241		0579
	0270 0394	Lenoir	0032
Isukai	0241 0060 0579 0305	Lesa	0270
	0478	Levis	
ITC	0240 0343	Austria	0060 0579
ITS	0060 0394 0241 0305	Leyco	0287 0095 0060 0579
	0287 0239 0032 0579		0602
ITT	0186 0503 0372 0384	LG	0060 0393 0032 0400
	0496 0571 0216 0369		0240 0579 0737 0270
	0362 0231 0633		0239 0186 0201 0384
			0629 0132

Liesenk & Tter	0060	0579		
Liesenkotter	0060	0035	0579	
Lifetec	0060	0032	0542	0397
	0691	0535	0678	1060
	1160	0579	0241	0287
Lloyd's	0032			
Loewe	0535	0060	0579	0678
	0393	0656	0110	0315
Logik	0034	0721	0060	0216
	0579	0394		
Logix	0691			
Luma	0060	0229	0186	0434
	0579	0397	0032	0282
Lumatron	0229	0060	0579	0186
	0282	0384	0240	0287
	0096			
Lux May	0060	0032	0579	0604
Luxman	0602			
Luxor	0217	0503	0515	0372
	0384	0231	0379	0571
	0186	0369	0496	0240
	0654			
LXI	0201			
Madison	0060	0579		
Magnadyne	0110	0270	0539	0125
	0186			
Magnafon	0539	0125	0239	0096
Magnavox	0060	0579	0059	
Magnum	0671	0737	0060	0579
	0738			
Mandor	0287			
Manesth	0060	0579	0240	0287
	0343	0058	0186	
Manhattan	0060	0579	0691	1060
	0186			
Marantz	0060	0579	0435	
Marelli	0110			
Mark	0060	0579	0240	0239
	0397	0032	0737	0738
Masuda	0241	0394	0032	0287
	0060	0240	0579	
Matsui	0060	0579	0510	0032
	0034	0378	0095	0059
	0240	0377	0394	0456
	0466	0602	0478	0186
	0372	0539	0058	0231
	0068	0218	0214	0358
Matsushita	0673			
Matsuiama	0610			
Mediator	0060	0579	0035	
Medion	0060	0691	0542	0535
	0579	1160	0721	
Megas	0633			
Megatron	0201			
Melectronic	0369	0060	0535	0132
	0366	0270	0128	0397
	0032	0240	0503	0515
	0239	0434	0372	0186
	0310	0579	0657	0384
	0214	0218		
Memorex	0032	0201		
Memphis	0360	0095	0032	
Mercury	0060	0032	0579	
Metz	0218	0470	0214	0390
	0769	0060	0110	0579
	0610	0691	1060	
MGA	0201	0060	0579	0241
Micromaxx	0060	0579	0691	1060
Minato	0060	0579		
Minerva	0510	0218	0093	0214
	0539	0131		
Minoka	0435	0060	0579	
Mistral				
Electronics	0216			
Mitsubishi	0131	0116	0535	0060
	0201	0377	0110	0059
	0216	0579	0231	
Mitsuri				
General	0186			
Mivar	0315	0314	0393	0239
	0632	0539	0240	
Monaco	0032			
Morgan's	0060	0579		
Motorola	0116			
MTC	0393	0372	0535	0186
	0239	0384		
Multi-				
broadcast	0216			
Multi-				
standard	0125			
Multitec	0060	0579	0509	0691
	1060			
Multitech	0372	0032	0509	0060
	0393	0579	0240	0239
	0270	0125	0287	
Murphy	0239	0095	0186	
Musikland	0060	0241	0270	0579
Myryad	0579	0060		
NAD	0189	0201	0384	0186
Naiko	0060	0629	0579	
Nakimura	0397	0060	0579	
Naonis	0186			
NAT	0249			
National	0249			
NEC	0193	0059	0343	0478
	0032	0397	0240	0060
	0579	0034	0522	
Neckermann	0060	0214	0393	1528
	0579	0186	0441	0372
	0110	0270	0240	0434
	0343	0535		
NEI	0060	0579	0360	0394
	0186			
Nesco	0270			
Netsat	0060	0579		
Network	0360			
Neufunk	0060	0032	0579	0633
	0241	0305	0737	
New Tech	0060	0032	0579	0366
	0240			
New World	0241			
Nicamagic	0239			
Nikkai	0095	0241	0060	0579
	0240	0287	0058	0360
	0239	0032	0059	
Nikko	0201			
Noblisko	0125	0093	0239	
Nogamatic	0524	0132		
Nokia	0384	0186	0503	0372
	0571	0515	0496	0362
	0231	0397	0654	0629
	0369	0343	0633	0132
Nordic	0240			
Nordmende	0132	0737	0524	0310
	0366	0583	0218	0060
	0579	0358	0186	0494
Norfolk	0186			

Normerel 0060 0579
 Novak 0035
 Novatronic 0060 0128 0397 0579
 Nurnberg 0186 0384
 Oceanic 0186 0384 0231 0496
 0571 0503
 Odeon 0287
 Okano 0393 0060 0579 0287
 0095 0032
 Omega 0287
 Onwa 0394 0241 0456 0604
 0125
 Opera 0060 0579
 Optimus 0673 0189
 Optonica 0116
 Orbit 0060 0579
 Orion 0060 0378 0579 0678
 0737 0343 0034 0032
 0466 0125 0287 0435
 0539
 Orline 0060 0241 0579
 Ormond 0691 1060 0060 0579
 Orsowe 0539
 Osaki 0095 0241 0240 0287
 0516 0060 0435 0397
 0378 0579
 Osio 0060 0579
 Oso 0241
 Osume 0180 0095 0059 0241
 0060 0579
 Otto
 Versand 1528 0059 0116 0535
 0060 0579 0218 0372
 0214 0384 0132 0249
 0270 0343 0240 0032
 0305 0366 0451 0539
 0542
 Pacific 0060 0579 1160
 Pael 0239
 Palladium 0393 0060 0214 1528
 0441 0579 0270 0372
 0110 0186 0240 0434
 0678 0542
 Palsonic 0287 0435 0060 0240
 0400 0241 0721 0579
 0802
 Panama 0032 0240 0287 0239
 0060 0579 0270
 Panasonic 0673 0249 0384 0390
 0539 0060 0579 0186
 0571
 Panavision 0060 0434 0579
 Pathe
 Cinema 0186 0261 0239 0343
 0315 0372 0393
 Pathe
 Marconi 0524 0132
 Pausa 0032
 Perdio 0095 0343 0186 0060
 0239 0305 0579
 Perfekt 0060 0579
 Philco 0110 0441 0270 0186
 0393 0060 0579 0542
 Philex 0216 0186
 Philhar-
 monic 0240
 Philips 0579 0060 0261 0035
 0214 0110 0216 0366
 0397

Phoenix 0060 0579 0393 0509
 0186 0110 0095 0239
 0343
 Phonola 0060 0579 0035 0110
 0216 0239
 Pilot 0579 0060 0735
 Pioneer 0189 0060 0579 0451
 0393 0366 0384 0132
 0186 0310 0509 0535
 Pionier 0393 0509
 Plantron 0060 0579 0287 0032
 Playsonic 0240 0737
 Policom 0125 0132 0229 0261
 0384 0186 0093 0110
 0524
 Poppy 0032
 Portland 0397 1932
 Powerpoint 0510
 Prandoni-
 Prince 0270 0539 0384
 Precision 0240
 Premier 0032
 Prima 0032 0287 0435
 Prinz 0095 0372 0384 0217
 Profex 0032 0186 0384
 Profi 0032
 Profitronic 0060 0579 0125
 Proline 0060 0579 0648 0657
 0434 0035 0095
 Prosonic 0060 0579 0393 0397
 0394 0691 0737 0239
 0602
 Protech 0060 0579 0240 0032
 0270 0372 0125 0287
 0441 0360 0691 0305
 0186 0509
 Proton 0201
 Provision 0522 0060 0579 1060
 0737
 Pye 0060 0579 0035 0110
 0397 0372 0435
 Pymi 0032
 Quadral 0241
 Quasar 0270 0673 0032
 Quelle 0060 1528 0034 0524
 0132 0535 0372 0214
 0384 0059 0240 0270
 0093 0128 0691 0579
 0180 0218 0287 0369
 0032
 Questa 0059
 R-Line 0060 0579 0186
 Radialva 0132 0241 0186 0060
 0579 0310
 Radiola 0060 0579 0035 0240
 Radiomarelli 0110 0539 0270 0060
 0579
 RadioShack 0060 0579 0201
 Radiotone 0032 0060 0579 0451
 0393 0602 0441 0435
 0671 0691 0287
 Rank 0093
 Rank Arena 0059 0180
 RBM 0093
 RCA 0648 0116 0583 0358
 0366
 Realistic 0201
 Recor 0060 0579
 Rectiligne 0060 0579

Rediffusion 0384 0571 0059 0369
 Redstar 0060 0579
 Reflex 0060 0579 1060 0691
 Reoc 0737 0657 1932
 Revox 0060 0579 0393
 Rex 0229 0434 0270 0186
 0282 0287
 RFT 0110 0315 0393 0451
 0095 0287 0060 0579
 Rhapsody 0239
 Ricoh 0060 0579
 Roadstar 0032 0441 0060 1060
 0579 0241 0287 0305
 Robotron 0110
 Rodex 0060 0579
 Rowa 0287 0721 0240 0735
 Royal Lux 0393 0435 0358
 Rukopir 0579 0060
 Saba 0648 0310 0110 0186
 0132 0524 0539 0366
 0384 0521 0358 0571
 0494 0583
 Saccs 0261
 Sagem 0633 0478 0305
 Saisho 0539 0032 0034 0240
 0186 0287 0377
 Saivod 0060 0579
 Sakai 0186
 Salora 0217 0372 0186 0379
 0384 0539 0571 0362
 0231
 Salsa 0358
 Sambers 0539 0125
 Samsung 0641 0610 0060 0201
 0579 0032 0240 0393
 0287 0239 0667 0095
 0231 0542 0186
 Sandra 0239 0240
 Sanela 0261
 Sansui 0060 0579 0394 0678
 0749 0748 0478
 Santon 0032
 Sanyo 0231 0180 0315 0059
 0034 0393 0362 0095
 0239 0240 0068 0578
 0032 0186 0060 0131
 0579 0509
 Save 0060 0579
 SBR 0060 0579 0035 0216
 Schaub
 Lorenz 0372 0571 0737 0629
 0384 0509 0397
 Schneider 1160 0060 0579 0542
 0035 0372 0282 0366
 0240 0270 0394 0384
 0241 0691 1060 0186
 0671 0737 1932
 Scotland 0186
 Scott 0201
 Sears 0201
 SEG 0060 0579 1060 0691
 0240 0510 0032 0372
 0186 0287 0657 0059
 0125 0270 0239 0241
 1932
 SEI 0110 0125 1528 0186
 0539 0372 0229 0060
 0579

Sei-
 Sinudyne 0125 0229 0539 1528
 0060 0579 0110
 Seleco 0229 0282 0186 0434
 0394 0059 0287 0369
 Sencora 0032
 Sentra 0058 0241 0032 0372
 Serino 0633 0478 0239 0116
 Sharp 0116 1216 0180 0059
 0676 0216 0539
 Shintoshi 0060 0579
 Shivaki 0060 0579 0466 0397
 Siarem 0186 0110 0125 0539
 Siemens 0214 0218 0180 0060
 0579 0384
 Siera 0060 0579 0035
 Siesta 0393
 Silva 0060 0579 0239 0384
 0671
 Silver 0059 0060 0478 0384
 0579 0738 0186
 Singer 0032 0110 0060 0579
 0125 0270 0458 0358
 0186
 Sinudyne 0110 0125 0186 0384
 0539 0372 1528 0229
 0060 0579
 Skantic 0379
 Sky 0060 0579
 Skymaster 0128
 Skysonic 0719
 SLX 0691
 Smaragd 0510
 Sogera 0343
 Solavox 0384 0095 0186 0571
 0060 0579
 Sonawa 0241
 Soniko 0060 0579
 Sonitron 0231 0393 0362 0240
 Sonneclair 0060 0579
 Sonoko 0060 0579 0032 0287
 0305 0240
 Sonolor 0231 0186 1528 0571
 0384 0305
 Sontec 0060 0579 0393 0032
 Sony 1528 1674 0034 0059
 0125 0060 0579
 Sound &
 Vision 0125 0241 0397 0060
 0579
 Soundesign 0201
 Soundwave 0060 0579 0343 0441
 Spectra 0032
 Ssangyong 0032
 Staksonic 0032
 Standard 0060 0579 1060 0241
 0032 0240 0343 0397
 Starlite 0032 0186 0060 0579
 0287 0435
 Stenway 0305 0241
 Stern 0229 0282 0186 0287
 0434 0458
 Strato 0060 0579 0287 0032
 Stylandia 0240
 Sunic Line 0060 0579
 Sunkai 0378 0478 0241 0633
 0060 0579 0510
 Sunstar 0394 0060 0579 0032
 0602 0287

Sunwood	0060	0579	0032	
Superla	0539	0239	0240	
SuperTech	0032	0060	0579	0239
	0241			
Supra	0397	0032		
Susumu	0358	0241	0310	
Sutron	0032			
Swissline	0270			
Sydney	0239	0240		
Sysline	0060	0579		
Sytong	0239			
T+A	0470			
Tandberg	0390	0434	0132	0360
	0384	0186		
Tandy	0241	0095	0240	0270
	0116	0186		
Tashiko	0059	0240	0193	0239
	0186			
Tatung	0060	0579	0095	0539
	0240	0034		
TCM	0737			
Teac	0721	0535	0060	1060
	0579	0735	0691	0478
	0240	0287	1932	0201
	0032	0435	0372	0305
	0441			
TEC	0240	0032	0270	0494
	0358	0360	0282	0060
	0579	0384	0186	
Tech Line	0060	0579	0691	
Techica	0241			
Technema	0343			
TechniSat	0678	0060	0579	0186
Tecnimagén	0579			
Tedalex	0240	0629	0032	0231
	0610	0060	0579	
Teiron	0032			
Teleavia	0132	0524	0310	0366
Telecor	0060	0186	0579	0241
	0240	0282		
Telefunken	0132	0524	0521	0494
	0310	0358	0096	0366
	0060	0579	0509	0648
Telefusion	0060	0579		
Telegazi	0060	0186	0579	0282
	0241	0287		
Telemeister	0343	0060	0579	
Telesonic	0060	0579		
Telestar	0060	0579	0602	0435
Teletech	0060	0579	0691	0032
	0270	0360		
Teleton	0240	0229	0186	0372
	0282	0059		
Televideon	0343	0186	0239	
Television	0060	0579		
Telexa	0125			
Tempest	0032	0060	0579	
Tennessee	0060	0579		
Tensai	0241	0060	0579	0240
	0343	0032	0128	0397
	0394	0400	0270	0738
	0186			
Tenson	0343	0032		
Tesla	0060			
Tevion	0542	0060	0579	0671
	0691	1160		
Textet	0240	0397	0032	0239
	0241			
Thomson	0648	0583	0310	0132
	0524	0494	0358	0366
	0060	0579	0372	
Thorn	0216	0096	0261	0522
	0060	0579	0358	0535
	0397	0058	0131	0132
	0248	0366	0384	1528
	0095			
Thorn-				
Ferguson	0131	0132	0261	0216
	0384	0358	0522	0096
	0058			
TMK	0201			
Tokai	0095	0060	0579	0360
	0186	0691	0240	0397
	0032	1060		
Tokyo	0239	0058		
Tomashi	0305	0241		
Toshiba	0058	0531	0059	0093
	0125	1531	0240	0132
	0741	0218	0214	0641
Towada	0372	0125	0240	
Toyoda	0032	0394		
Trakton	0287			
Trans				
Continens	0691	0240	0060	0579
Transonic	0060	0579	0478	0610
	0535	0287	0721	0735
Transtec	0239			
Triad	0060	0579		
Trical	0180			
Trident	0539	0240		
Tristar	0287	0241	0216	
Triumph	0539	0369	0579	0060
Tsoschi	0305			
TVTEXT 95	0579			
Uher	0060	0579	0229	0343
	0397	0441	0509	0393
	0282			
Ultravox	0110	0125	0397	0270
	0239	0186	0060	0579
Unic Line	0060	0579	0496	0478
	0372			
United	0060	0579	0737	0738
Universum	0369	0128	0218	0496
	0384	0270	0515	0503
	0393	0441	0034	0535
	0059	0180	0093	0186
	0287	0060	0579	0434
	1528	0691	0372	0240
	0524	0132	0360	0654
	0032			
Univox	0060	0579	0360	0110
	0186	0261		
Utax	0186			
Vestel	0060	0186	0240	0579
	0691	1060		
Vexa	0032	0060	0579	
Videologic	0241			
Videologique	0239	0241	0240	
Videosat	0270			
VideoSystem	0060	0579		
Videotechnic	0239	0343	0240	0397
Videoton	0379	0186		
Vidikron	0125			
Vidtech	0059	0201		
Viper	0360			
Visiola	0239			
Vision	0060	0579	0343	0240

Vistar 0229 0384
 Vortec 0060 0579
 Voxson 0110 0060 0579 0441
 0186
 Waltham 0240 0691 0379 0441
 0310 0060 0579 0132
 Watson 0060 0343 0579 0186
 0241 0602 0542 0032
 0691 1060
 Watt Radio 0125 0372 0186 0239
 Wega 0060 0579 0059 0110
 Wegavox 0032 0060 0579
 Weltblick 0060 0579 0343 0240
 Weston 0060 0579
 Wharfedale 0060 0542 0579
 White Westing-
 house 0343 0239 0060 0579
 0360 1932
 Windsor 0691
 Windstar 0305 0360
 Windy Sam 0579
 Wintel 0737
 Xenius 0657
 Xrypton 0060 0579
 Yamishi 0305 0478 0241 0060
 0240 0579
 Yokan 0060 0579
 Yoko 0240 0060 0579 0241
 0287 0032 0393 0362
 0239 0270
 Yorx 0241
 Zanussi 0229 0240
 Zenith 1932
 Zenor 0362

Video Recorders

Accuphase 0660
 Adyson 0095
 Aiwa 0330 0023 0371 0375
 0060 0064
 Akai 0129 0338 0064 0375
 0263
 Akashi 0095
 Akiba 0095
 Akura 0095 0064
 Alba 0301 0095 0375 0023
 0338 0371 0104
 Allorgan 0263
 Allstar 0104
 Amstrad 0023 0301 0095
 Anitech 0095
 Ansonic 0023
 Aristona 0104
 ASA 0060 0104
 Asuka 0095 0060 0104 0023
 0061
 Audiosonic 0301
 AVP 0375 0023
 AWA 0060 0301 0665 0066
 Baird 0129 0301 0127 0064
 0023
 Bang &
 Olufsen 0522
 Basic Line 0301 0095
 Bestar 0301
 Black
 Diamond 0665 0301

Black
 Panther 0301
 Blaupunkt 1585 0249 0104
 Blue Sky 0060 0371 0095 0375
 0301 0023
 Bondstec 0095
 Brandt 0064 0343
 Brandt
 Electronique 0064
 Brinkmann 0371
 Bush 0095 0301 0338 0375
 0023 0371 0104
 Carena 0104
 Carrefour 0068
 Casio 0023
 Cathay 0301
 CGE 0064 0023
 Cimline 0095
 Clatronic 0095 0023
 Combitech 0375
 Condor 0301
 Crown 0301 0095
 Cyrus 0104
 Daewoo 0301 0665 0660 0371
 0375 0068
 Dansai 0095 0301
 Daytron 0301
 de Graaf 0065 0104 0127 0071
 Decca 0023 0064 0104 0090
 0371
 Deitron 0301
 Denko 0095
 Diamant 0060
 Dual 0064 0104 0301 0023
 Dumont 0023 0104 0127
 Elbe 0301 0061
 Elcatech 0095
 Elin 0263
 Elsay 0095
 Elta 0095 0301
 Emerson 0095 0068 0023
 ESC 0301 0263
 Etzuko 0095
 Ferguson 0064 0343 0023 0301
 Fidelity 0023 0095 0263
 Finlandia 0127 0104 0065 0023
 0071 0407
 Finlux 0023 0104 0127 0065
 Firstline 0095 0371 0066 0060
 0068 0065 0301
 Fisher 0127 0061
 Frontech 0095
 Fujitsu 0023
 Funai 0023
 Galaxi 0023
 Galaxis 0301
 GE 0343
 GEC 0104
 General
 Technic 0371
 Genexxa 0127
 Goldhand 0095
 GoldStar 0060 0023
 Goodmans 0023 0095 0263 0301
 0060 0104 0371 0660
 0375 0665
 Graetz 0064 0127 0263
 Granada 0127 0071 0104 0263
 0060 0249 0065 0023

Grandin 0095 0060 0023 0301
 Grundig 0104 0370 0249 0343
 0371 0095
 Haaz 0371
 Hanimex 0375
 Hanseatic 0060 0301 0104 0061
 Harwood 0095
 HCM 0095
 Hinari 0095 0375 0064 0301
 0263
 Hisawa 0375
 Hischito 0068
 Hitachi 0065 0064 0023 0263
 0104 0127 0407
 Hornyphone 0104
 Hypson 0095 0301 0375
 Imperial 0023 0263
 Ingersoll 0263
 Inno Hit 0263 0301 0095
 Interbuy 0060 0095
 Interfunk 0104 0127
 Internal 0301 0660
 International 0301 0060
 Intervision 0023 0301 0060 0371
 Irradio 0095 0060 0104
 ITT 0129 0064 0407 0127
 0263
 ITT Nokia 0071
 ITV 0301 0060
 JMB 0375
 Joyce 0023
 JVC 0064 0090 0407
 Kaisui 0095
 Kambrook 0060
 Karcher 0301
 Kendo 0129 0338 0371 0095
 0060
 Kenwood 0064 0061
 KIC 0023
 Kneissel 0375 0371 0060
 Kolster 0371
 Korpel 0095
 Kuwa 0249
 Kyoto 0095
 Lenco 0301
 Leyco 0095
 LG 0060 0023 0301
 Lifetec 0371
 Loewe 0104 1585 0249 0060
 Logik 0263 0095 0129
 Lumatron 0301
 Luxor 0129 0066 0095 0127
 0071
 Magnavox 0104
 Manesth 0095 0068 0104
 Marantz 0104 0061
 Mark 0301
 Matsui 0371 0060 0263 0375
 0023
 Mediator 0104
 Medion 0371 0375
 Melectronic 0023 0060 0061
 Memorex 0127 0023 0060 0071
 Memphis 0095
 Metz 1585 0370 0104 0249
 0060
 Micormay 0371
 Migros 0023
 Mitsubishi 0066 0090 0104

Multitec 0060
 Multitech 0023 0095 0127
 Murphy 0023
 Myryad 0104
 NAD 0127
 National 1585 0249
 NEC 0064 0061 0090 0127
 0060 1051
 Neckermann 0064 0104
 Nesco 0095 0023 0375
 Nikkai 0095 0301
 Nokia 0127 0129 0338 0064
 0301 0263 0071 0065
 0104
 Nordmende 0064 0407 0343 0090
 NU-TEC 0371
 Oceanic 0023 0071 0129 0104
 0127 0064
 Okano 0338 0371 0095 0301
 Orbit 0095
 Orion 0375 0371
 Orson 0023
 Osaki 0023 0060 0095
 Osume 0095
 Otto Versand 0104
 Palladium 0095 0338 0060 0064
 0263 0371 0455
 Palsonic 0095 0023
 Panasonic 1585 0249 0859
 Pathe
 Cinema 0066
 Pathe
 Marconi 0064
 Perdio 0023
 Philco 0061 0095
 Philips 0104 0407
 Phoenix 0301
 Phonola 0104
 Pioneer 0090 0104 0065
 Portland 0301 0660
 Prinz 0023
 Profitronic 0104 0263
 Proline 0023 0343
 Proscoc 0301
 Prosonic 0301 0023
 Protech 0104
 Provision 0301
 Pye 0104
 Quasar 0301
 Quelle 0104
 Radialva 0060 0095 0104 0071
 Radiola 0104
 Rank 0064
 Reoc 0371 0660 0301
 Rex 0064 0407
 RFT 0095
 Roadstar 0263 0095 0060 0301
 Royal 0095
 Saba 0064 0343 0407 0301
 Saisho 0371
 Salora 0066 0129 0127
 Samsung 0263 0455
 Sansui 0064 0090 0129 0095
 0371
 Sanyo 0127 0071 0090
 Saville 0375 0301 0263
 SBR 0104
 Scan Sonic 0263

Schaub
 Lorenz 0064 0127 0023 0129
 0338
 Schneider 0095 0023 0060 0104
 0301 0263 0065
 Seaway 0301
 SEG 0095 0263 0301 0665
 0104
 SEI 0104
 Sei-Sinudyne 0104
 Seleo 0064 0407 0060
 Sentra 0095
 Setron 0095
 Sharp 0071 0060 0592
 Shintom 0095 0127
 Shivaki 0060
 Siemens 0060 0127 0104 0343
 0370
 Siera 0104
 Silva 0060
 Silver 0301
 Singer 0068
 Sinudyne 0104
 Smaragd 0371
 Sonneclair 0095
 Sonoko 0301
 Sonolor 0071
 Sontec 0060 0301
 Sony 0055 0129 1055
 Soundwave 0060 0371
 Ssangyong 0095
 Standard 0301
 Starlite 0060 0127
 Stern 0301
 Sunkai 0371 0301
 Sunstar 0023
 Suntronic 0023
 Sunwood 0095
 Supra 0060 0263
 Symphonic 0023 0095
 T+A 0249
 Tandberg 0301
 Tashiko 0023 0071 0263 0104
 0060
 Tatung 0023 0064 0104 0071
 0066 0371 0375
 Teac 0095 0064 0023 0301
 0665 0060 0104 0330
 TEC 0301 0095
 Tech Line 0095
 TechniSat 0371
 Teleavia 0064
 Telefunken 0064 0343 0407 0301
 Teletech 0095 0301 0023
 Tenosal 0095
 Tensai 0023 0060 0095
 Tevion 0371
 Thomson 0343 0745 0064 0090
 0407 0301
 0064 0127 0060
 Thorn-
 Ferguson 0343
 Tokai 0095 0060 0064 0127
 Tokiwa 0095
 Topline 0371
 Toshiba 0068 0064 0407 0066
 0104
 Towada 0095
 Tredex 0301

Uher 0060 0263
 Ultravox 0301
 Unitech 0263
 United Quick-
 Star 0301
 Universum 0023 0104 0263 0060
 0129 0371 0127
 Victor 0090
 Watson 0104 0375 0301 0665
 Weltblick 0060
 Yamaha 0064
 Yamishi 0095 0301
 Yokan 0095
 Yoko 0060 0095 0263
 Zenith 0660

Satellite Receivers

ABSat 0855 0146 1346
 ADB 0665 1282
 Adcom 0223
 Akai 0223
 Alba 0478 0736
 Allsat 0223 1040
 Alltech 0736
 Alpha 0223
 Altai 0419
 Amitronica 0736
 Ampere 0419 0155
 Amstrad 0368 0870 0736 0765
 0419 0155 0905 0908
 0886 0524 1136
 Anglo 0736
 Ankara 0736
 AntSat 1040 1106
 Apollo 0478
 Arcon 1228 0857 0155 1098
 Armstrong 0223
 ASA 0420
 Asat 0223
 ASLF 0736
 AssCom 0876
 Aston 1152 0165
 Astra 0630 0736
 Astro 0156 0196 0524 0681
 0630 1136 1122 0223
 Atlanta 0894
 Aurora 0902
 Austar 0886 0665 0520 0902
 1199
 Avalon 0419
 Axis 1134 0857
 Beko 0478
 Bentley
 Walker 1040
 Blaupunkt 0196
 Blue Sky 0736 0908
 Boca 0155 0736
 Boston 0155
 Broco 0736
 BskyB 0870 1198
 Bubu Sat 0736
 Cambridge 0524
 Canal
 Satellite 0876
 Canal+ 0876
 Cherokee 0146 1346
 Chess 0628 0736
 CityCom 1199 0138 0630 0322

Clemens				
Kamphus	0857	0419		
Cobra	0419			
Colombia	0155			
Columbia	0155			
Comag	0155			
Condor	0630			
Connexions	0419			
Conrad	0630	0596	0138	0524
Conrad-				
Electronic	0630	0736		
Cryptovision	0478			
Cyrus	0223			
D-box	1150	1137	0746	
Daeryung	0419			
Daewoo	0736			
Delfa	0886			
Deltasat	1098			
DGTEC	1265			
Digenius	0322			
Digitality	0630			
DigiQuest	0886			
Discoverer	0628			
Distratel	0107	0908	1228	
Distrisat	0223			
DMT	1098			
DNT	0223	0419		
DStv	0665	0902		
Echostar	0633	0894	0190	0876
	1109	1223	0477	0419
	0736			
Einhell	0155	0736	0524	
Elap	0736	1152		
Elsat	0736			
Elta	0223			
Emme Esse	0894			
Engel	1040	0736		
EP Sat	0478			
Eurieult	0107	0908	0905	0159
Eurocrypt	0478			
Europa	0886	0630	0524	0223
Europhon	0322	0630		
Eurosky	0630	0155	0322	0138
	0137	0524		
Eurostar	0630	0138		
Fenner	0628	0736		
Ferguson	0478			
Fidelity	0524			
Finlandia	0478			
Finlux	0596	0478	0420	
Flair Mate	0736			
Force	1124			
Fortec Star	1040	1106		
Foxtel	0902	0743	0478	0520
	1199	0368		
Fracarro	0894			
Freecom	0524	0196		
Freesat	0905			
FTEmaximal	0736	0886		
Fuba	0419	0196	0596	0138
	0322			
Galaxis	1134	1124	0857	0886
	1199	0876	0138	0902
Garnet	1098			
GF	0857			
GOD Digital	0223			
Goldbox	0876			
Goldvision	1040			
Goodmans	0478			
Gradiente	0910			
Granada	0478			
Grandin	0107	0159		
Grundig	0196	0870	0368	0902
	0908	0876	0524	
Hanseatic	0628	1122		
Hänsel &				
Gretel	0155	0630		
HDT	1034			
Heliocom	0630			
Helium	0630			
Hirschmann	0419	0905	1136	1134
	0196	0596	0420	0322
	0524	0630		
Hitachi	0478			
HNE	0765			
Houston	0419			
Humax	1199	0886		
Huth	0155	1166	0630	1040
	1098			
Hypson	0159			
Hyundai	1034	1098		
ID Digital	1199	0886		
Imex	0107	0159		
Ingelen	0419	0905		
International	0155			
Interstar	1040			
Intervision	0630			
Invideo	0894			
Italtel	0894			
ITT Nokia	0596	0478	0420	0746
K-SAT	0736			
Kamm	0736			
KaTelco	1134			
Kathrein	0681	0272	0196	1244
	0223	0736	0765	0146
	0138	1346		
Kathrein				
Eurostar	0138			
Kiton	0137			
Konig	0630			
Koscom	0857			
Kreiling	0681	0272	0137	
Kreismeyer	0196			
Kyostar	0155			
LaSAT	0630	0138	0155	0322
Lenco	0736	0138	0630	
Lenson	0524			
Lexus	0223			
LG	1098			
Lifesat	0628	0322	0736	
Logix	1040	1098		
Lorenzen	0322	0630	0765	0155
Luxor	0368	0596	0524	
M&B1	0628			
Manata	0159	0736		
Manhattan	1106	0478	0857	1040
Marantz	0223			
Maspro	0736	0196		
Matsui	0196			
Max	0630			
MB	0628			
Mediabox	0876			
Mediacom	1229			
MediaSat	0524	0876		
Medion	0736	0322		
Medison	0736			
Mega	0223			

Metronic	0736	1238	0107	0159	Satcom	0628	0630
	0908	1228			Satec	0736	0857
Metz	0196				Satstation	1106	
Micro	0630	0524	0736		Schneider	1229	
Micro- electronic	0736				Schwaiger	0628	0630 0908 1134
Micro- Technology	0736					0155	1098
Micromaxx	0322				SCS	0138	0322
Microtec	0736				Seemann	0419	
Mitsubishi	0478				SEG	0628	0765 0137
Morgan's	0223	0736	0155		Seleco	0894	
Motorola	0879				Septimo	1228	0908
Multichoice	0665	0902			Servi Sat	0159	
Myryad	0223				Siemens	0196	
Mysat	0736				Skantin	0736	
Neuhaus	0524	0736	0857	0630	Skinsat	0524	
Neusat	0736	0857			SKR	0736	
NextWave	1166				Sky	0870	0879 0910 1037
Nikko	0736	0746	0223		SKY+	1198	
Nokia	1137	0774	1150	0746	Skymaster	0736	0628 1223 1098
	0876	0596	1246	0478	Skymax	0223	
	0420				SkySat	0628	0736
Nordmende	0478				SL	0155	0765
Nova	0902				SM		
OnDigital	0774	0352	0264	0156	Electronic	0736	1223 1098
Optex	0857				Smart	0155	0322 1124 0905
Optus	0902	0876	1166			0419	1136 0138 0736
Orbitech	1122	0223	0524		Sony	0870	0876 0478
Origo	0520				SR	0155	
OSAT	0368				Starland	0736	
Ouralis	1228				Strong	0902	0876
Pace	0478	0870	0910	1198	STVI	0159	
	0264	0146	1346	0814	Sunsat	0736	
	0743	0520	0223	0876	Sunstar	0155	
Palcom	0322				Supermax	1166	
Palladium	0524				Tantec	0478	
Palsat	0524				Tarbs	1248	
Panasat	0902				Tatung	0478	
Panasonic	0870	1127	0478		Teac	1248	
Panda	0478	0630	0196	0857	Tecatel	1223	
Philips	0223	1137	0876	0478	TechniSat	0223	1122 0524
	0196	0156			Technosat	1166	1229
Phonotrend	0886	1040	1223		Technowelt	0630	0908
Pioneer	0352	0876	0375		Techsan	1040	
Planet	0894	0419			Techwood	0137	
Polytron	0419				Telasat	0628	0138 0630
Preisner	0155	0419	1124	1136	Telecom	0736	
Premiere	0876	1137	1150	0746	Teleka	0419	0524 0630 0857
	1134	1199	0272	0681	Telesat	0628	0630
Primacom	1134				Telestar	0524	1122 0137 0223
Promax	0478				Teletech	0137	
Prosonic	0765				Televés	0478	0524 0155
Pyxis	0857				Tempo	1166	
Quadral	1346				Thomson	0478	0736 0876 0138
Quelle	0630	0765	0138			0630	0843 1069
Radiola	0223				Thorn	0478	
Radix	0419	1136	0905		Tokai	0223	
RFT	0223				Tonna	0478	0524 0736 0857
Roadstar	0736				Topfield	1229	
Rover	0736				Toshiba	0478	
Saba	0908	0138	0630		TPS	0843	1276
Sabre	0478				Triasat	0524	
Sagem	0843	1137	1276		Triax	0524	0138 0223 0419
Samsung	0886	1266	0876	1229		0736	0876 0137 0155
	1040				Turnsat	0736	
SAT	0524				Twiner	0155	0159 0736
Sat Partner	0524				UEC	0902	
Sat Team	0736				Unisat	0223	
					Universum	0196	0420 0630 0322
						0138	0765

Van Hunen 0322
 Variosat 0196
 Ventana 0223
 Vestel 0765
 VH-Sat 0322
 Visiosat 0736 0165
 Wetekom 0628 0524
 Wewa 0478
 Wisi 0196 0419 0322 0478
 0524 0630 0857
 Worldsat 0137 0146
 XCOM 0855 0146
 XSat 0855 0736 0146
 YES 0910
 Zehnder 1098 0765 0137 0138
 Zenith 0879
 Zeta
 Technology 0223
 Zinwell 1199

Cable Converters

Austar 0035 0299
 Canal Plus 0466
 Comcrypt 0466
 Decsat 0446
 Filmnet 0466
 France
 Telecom 0474 0840
 General
 Instruments 0299
 Jerrold 0299
 Macab 0840
 MNet 0466 0042
 Mr Zapp 0840
 Noos 0840
 NTL
 Cabletell 0299
 Oak 0042
 Ono 1091
 Optus 0299 1083
 Pace 1091 1083
 Philips 0474 0840 0309
 Sagem 0840
 Tele+1 0466
 Telepiu 0466
 Tudi 0309
 Visiopass 0474 0840

CD / Mini Disc

Advantage 0055
 Alba 0638
 Alto 0648
 Arcam 0180
 Ariston 0648
 Audio
 Research 0180
 Audiolab 0180
 Audiomeca 0180
 Audioton 0180
 BAT 0180
 Bush 0638
 Cairn 0180
 Cambridge 0648
 Cambridge
 Audio 0648 0180
 Craig 0638
 Cyrus 0180

Denon 0026
 DKK 0023
 Eclipse 0648
 Fidelity 0648
 Gemini 0648
 Genexxa 0023 0060 0055
 Goldmund 0180
 Goodmans 0648 0638
 Grundig 0180
 Harman/
 Kardon 0196 0180
 HCM 0648
 Hiro 0648
 JVC 0095
 Kenwood 0060 0051 0059
 Krell 0180
 Lansay 0648
 Linn 0180
 Loewe 0180
 Marantz 0180 0649
 Matsui 0180
 Memorex 0055
 Meridian 0180
 Micromega 0180
 Mission 0180
 MTC 0648
 Myryad 0180
 NAD 0023
 Naim 0180
 NSM 0180
 Optimus 0023
 Panasonic 0326
 Philips 0180 0649
 Pink
 Triangle 0648
 Pioneer 0055
 Proton 0180
 QED 0180
 Quad 0180
 Radiola 0180
 Radiotone 0638 0648
 Revox 0180
 Rotel 0180
 SAE 0180
 Sansui 0180 0648
 Schneider 0638
 Sharp 0060
 Siemens 0180
 Simaudio 0180
 Sony 0023
 SuperTech 0648
 Synergy 0648
 Tag
 McLaren 0180
 Tandy 0055
 Teac 0648
 Technics 0326
 Thorens 0180
 Thule Audio 0180
 Traxdata 0649
 Universum 0180
 Victor 0095
 Watson 0638
 Yamaha 0059
 Zenith 0638

Phono

Grundig	0211
Marantz	0211
Philips	0211
Revox	0211
Universum	0211

Miscellaneous Audio

Kiiri	1202
Samsung	1202
Scan	1202
Teac	1202
Videologic	1202
XMS	1202

Home Automation

One For All	0190
X-10 home automation	0190
X10	0190

Amplifiers

Yamaha	0377
--------	------

Amp/Tuners

Aiwa	0144	1428	1081	1181
	1281			
Akai	0632	1243		
Anam	0632			
Arcam	1212	1292	1312	
Audiolab	1212	1292	1312	
Bang & Olufsen	0822			
BAT	1212	1292	1312	
Bush	1212	1292	1312	
Clatronic	1243			
Copland	1212	1292	1312	
Denon	1127	1483	1383	
Dual	1243			
Genexxa	0209			
Goldmund	1212	1292	1312	
Goodmans	0632			
Grundig	1212	1292	1312	
Harman/ Kardon	0133	1027	1212	1292
	1312			
JBL	0133			
JVC	0097	0487	1397	
Kenwood	1050	1336	1592	0209
LG	1316			
Linn	1212	1292	1312	
Loewe	1212	1292	1312	
Marantz	1212	1292	1312	
Mark	1212	1292	1312	
Meridian	1212	1292	1312	
Micromega	1212	1292	1312	
Myryad	1212	1292	1312	
NAD	0343	0632		
Naim	1212	1292	1312	
Okano	0632			
Onkyo	0158			
Optimus	0209			
Panasonic	1331	1332	1786	1541
	1788	1789		

Philips	1212	1292	1312	
Pioneer	1046	0209	1212	1292
	1312	1307		
Quad	1212	1292	1312	
Radiola	1212	1292	1312	
Revox	1212	1292	1312	0209
Revoy	1212	1292	1312	
Samsung	1304			
Sansui	0632			
Schneider	0133			
Sharp	0209			
Sherwood	0676			
Siemens	0632			
Sony	1681	1081	1181	1281
Soundwave	0632			
Teac	0632	0133	1304	
Technics	1331	1332	1786	1541
	1788	1789		
Thorens	1212	1292	1312	
Universum	1243	0632	1212	1292
	1312			
Victor	0097			
Wharfedale	0632			
Yamaha	0199	0209		

Cassette Players

Panasonic	0252
Philips	0252
Technics	0252

laser Disc

Denon	0082
Grundig	0082
Mitsubishi	0082
NAD	0082
Pioneer	0082
Telefunken	0082

DAT Players

Grundig	0181
Harman/ Kardon	0181
Kenwood	0181
Marantz	0181
Myryad	0181
Philips	0181
Technics	0181

DVD

3DLAB	0562
Acoustic Solutions	0753
AEG	0811
Aiwa	0664 0718
Akai	0813 0811 0713 0736
	0875
Akashi	0861
Akira	0722
Alba	0740 0722 0736 0746
	0718
All-Tel	0813
Amoisonic	0858
Amstrad	0736
Ansonic	0797 0782

Apex Digital	0695			
Arena	0875			
Audiosonic	0713			
AWA	0753			
Black				
Diamond	0736			
Blaupunkt	0740			
Blue Sky	0722	0718	0736	0695
	0674			
Brandt	0674	0574		
Bush	0722	0713	0712	0740
	0736	0539	0797	0718
	0746			
C-Tech	0791			
Cambridge				
Audio	0719			
Cambridge				
Soundworks	0719			
CAT	0722			
Celestial	0695	1043		
Centrex	0695			
Centrum	0736			
cineULTRA	0722			
Classic	0753			
Clatronic	0811			
Clayton	0736			
Coby	0753			
Conia	0875	0539	0858	0695
Crown	0674	0713		
Cybercom	0797			
CyberHome	0839			
Cytron	0674			
Daewoo				
International	0722			
Dantax	0746			
DEC	0722			
Denon	0513	0657		
Denver	0722	0811		
Denzel	0688			
Diamond	0674	0791	0746	
Digihome	0736			
digiRED	0740			
Digitrex	0695			
DiK	0797			
Dinamic	0811			
DK digital	0797			
DMTECH	0813			
Dragon	0797			
Dual	0688	0674	0736	0753
	0813	0797		
E-Boda	0746			
Eclipse	0746			
Elta	0713	0811	0813	
Emerson	0614			
Enzer	0688			
Ferguson	0674			
Finlux	0764			
Firstline	0674			
Funai	0718			
GE	0740			
Global				
Solutions	0791			
Global				
Sphere	0791			
GoldStar	0614	0764		
Goodmans	0674	0813	0713	0746
Graetz	0688			
Grundig	0562	0718	0674	0798
	0813	0736	0746	
H&B	0736			
Haaz	0791			
Hanseatic	0764			
HCM	0811			
HE	0753			
Henß	0736			
Hitachi	0688	0596		
Hiteker	0695			
Home				
Electronics	0753			
Ingelen	0811			
ISP	0718			
Jeken	0722			
JMB	0718			
JVC	0646	0562	0526	
Kendo	0722			
Kenwood	0557	0513		
Kiss	0688			
Koss	0674			
Lawson	0791			
Lecson	0719			
Lenco	0722	0797	0674	
Lenoxx	0713	0861		
Lexia	0722			
LG	0614	0764		
Lifetec	0674	0797		
Limit	0791			
Loewe	0562			
LogicLab	0791			
Luxman	0596			
Magnavox	0526			
Magnex	0746			
Marantz	0562			
Mark	0736			
Matsui	0674	0718		
MBO	0713	0753		
MDS	0722			
Medion	0674	0797		
Memorex	0797			
Metz	0594	0548	0736	
MiCO	0746			
Micromaxx	0718			
Micromedia	0526	0562		
Micromega	0562			
Microsoft	0545			
Minax	0736			
Mitsubishi	0736			
Monyka	0688			
Mustek	0753			
Mx Onda	0674	0746		
NAD	0764			
Neufunk	0688			
Nordmende	0797			
NU-TEC	0539			
Omni	0713	0722		
Onix	0861			
Onkyo	0526	1635		
Optimus	0594	0548		
Orion	0718			
Oritron	0674			
Pacific	0791	0813	0782	0797
	0736			
Palladium	0718			
Palsonic	0712	0858	0875	0695
Panasonic	0513			
Philips	0562	0669	0526	
Phonotrend	0722			
Pioneer	0594	0548		
Proline	0674	0709	0695	0813

Proscan 0545
 Prosonic 0722
 Provision 0722
 Radionette 0764
 Raite 0688
 RCA 0545 0674
 REC 0712 0513
 Red Star 0782 0811
 Reoc 0791
 Revoy 0722
 Rex 0861
 Roadstar 0722 0713 0712 0736
 Rotel 0646
 Rowa 0782
 Saba 0674
 Sabaki 0791
 Saivod 0782
 Salora 0764
 Samsung 0596 0513
 Sansui 0718 0791 0746
 Sanyo 0718 0813
 Scan 0858
 ScanMagic 0753
 Schaub
 Lorenz 0811
 Schneider 0674 0813 0811
 Scientific
 Labs 0791
 Scott 0674 0695
 SEG 0688 0736 0791
 Shanghai 0695
 Sharp 0653 0718
 Sherwood 0740 0764
 Shinco 0740
 Silva 0811
 Silva-
 Schneider 0797
 Singer 0713 0746
 Skymaster 0753 0791
 SM
 Electronic 0753 0791 0713
 Smart 0736
 Sony 0556 0596
 Soundmaster 0791
 Soundmax 0791
 Standard 0674 0791
 Sunwood 0811
 Supervision 0753 0791
 SVA 0695
 Synn 0791
 Tandberg 0736
 Teac 0740 0764 0539 0594
 0791 0614 0782 1029
 0813
 Technics 0513
 Techwood 0736
 Tensai 0713 0674
 Tevion 0674 0791
 Theta Digital 0594
 Thomson 0574 0545
 Tokai 0688 0811
 Toshiba 0526
 Umax 0713
 United 0811 0753 0813
 Universum 0764 0736 0614
 Venturer 0813
 Voxson 0797 0753
 Walkvision 0740
 Welkin 0797

Wesder 0722
 Wharfedale 0709 0719 0746
 Windy Sam 0596
 XBox 0545
 XLogic 0791
 XMS 0811 0712
 Yamaha 0513 0562 0669
 Yamakawa 0688
 Yukai 0753
 Zenith 0526 0614 0764

Guarantee

Crest Electronics warrants to the original purchaser that this product will be free from defects in materials and workmanship under normal use for a period of one (1) year from the date of the original purchase. Product will be replaced free of charge if it has been proven to be defective within the one (1) year period when said product is returned at customer expense within the warranty period. THIS WARRANTY DOES NOT COVER ANY EXPENSES INCURRED IN THE REMOVAL AND REINSTALLATION OF THIS PRODUCT.

This warranty does not cover damage or failures caused by products or services not supplied by CREST ELECTRONICS, or which result from accident, misuse, abuse, neglect, mishandling, misapplication, faulty installation, set-up adjustment, improper maintenance, alteration, maladjustment of consumer controls, modifications, commercial use, fire, water, lightning or other acts of God. This warranty does not cover cartons, carrying cases, batteries, broken or marred cabinets, or any other items used in connection with the product.

There are no express warranties except as listed above. CREST ELECTRONICS SHALL NOT BE LIABLE FOR INCIDENTAL OR CONSEQUENTIAL DAMAGES RESULTING FROM THE USE OF THIS PRODUCT OR ARISING OUT OF ANY BREACH OF WARRANTY. ALL EXPRESS AND IMPLIED WARRANTIES, INCLUDING THE WARRANTIES OF MERCHANTABILITY AND FITNESS FOR A PARTICULAR PURPOSE, ARE LIMITED TO THE WARRANTY PERIOD SET FORTH ABOVE. Some countries do not allow the exclusion or limitation of incidental or consequential damages, or limitation on how long an implied warranty lasts, so the above exclusions or limitations may not apply to you. This warranty gives you specific legal rights and you may also have other rights which vary from country to country.

To obtain warranty service during the warranty period, please carefully pack the product and send it prepaid and adequately insured to the address below, together with your purchase receipt or other proof of the date of original purchase.

In Australia:

Crest Electronics
Importers & National Distributors
7 Prosperity Place
P.O. Box 184
Geebung - Brisbane
4034 Queensland

IMPORTANT:

IF THE UNIT IS RETURNED WITHIN THE WARRANTY PERIOD, YOU MUST INCLUDE YOUR PURCHASE RECEIPT so that we may establish your eligibility for service and can replace your unit without cost. It would be helpful if you included a note detailing the problem. **IF THE UNIT IS RETURNED FOR SERVICE OUTSIDE THE WARRANTY PERIOD**, please include a cheque to cover the cost of replacement, handling and return postage. (Prices may differ per model.)

NOTHING IN THIS GUARANTEE AFFECTS YOUR STATUTORY RIGHTS.

Copyright 2003 by CREST ELECTRONICS All rights are reserved. No part of this publication may be reproduced, transmitted, transcribed, stored in any retrieval system, or translated to any language or computer language, in any form or by any means, electronic, mechanical, or otherwise, without the prior written permission of CREST ELECTRONICS.

702878

URC-4160

CE

HdH-1151003